

**Directions to Freeman's Advance Warehouse,  
Receiving, and Marshalling Yard.**

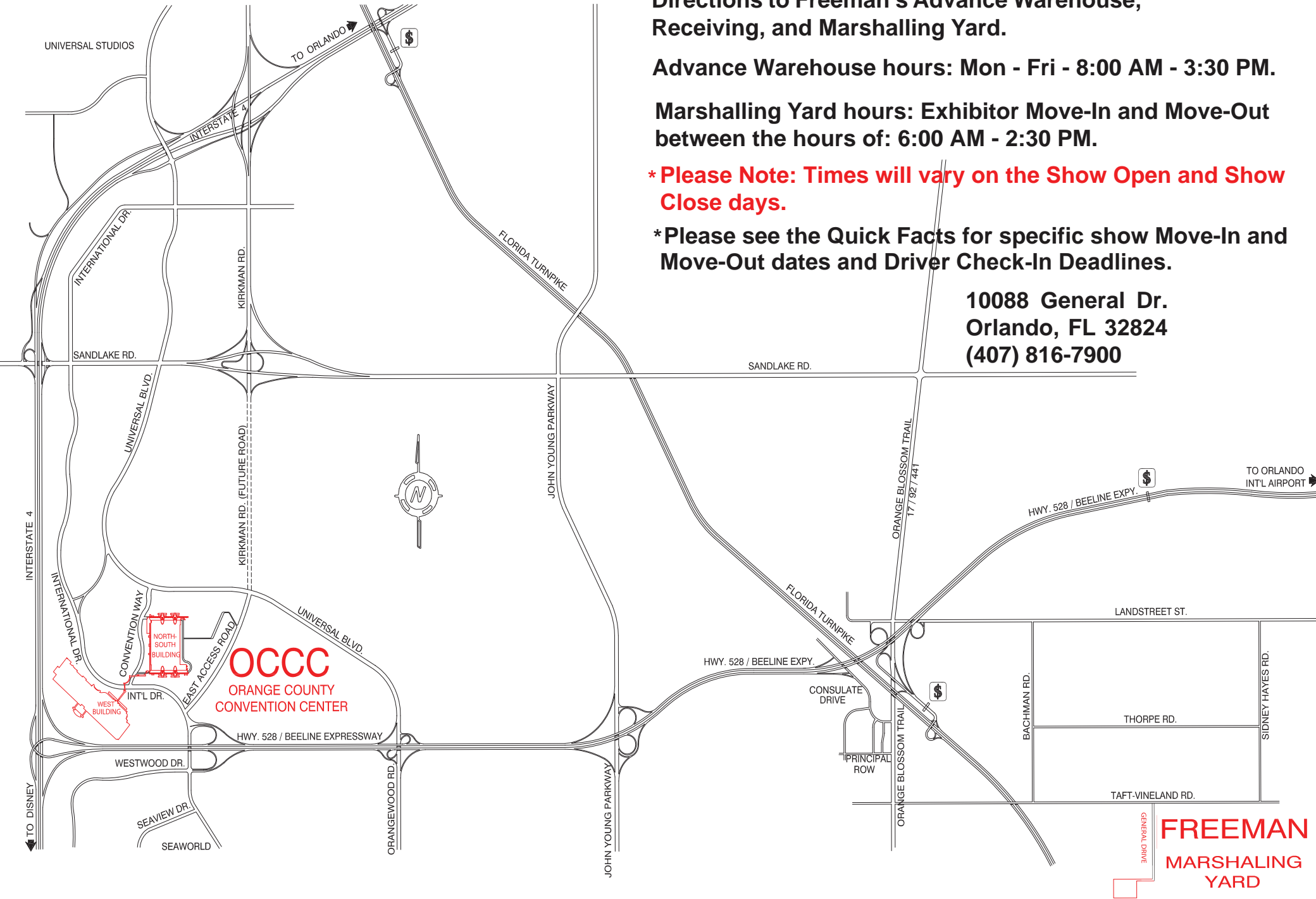
**Advance Warehouse hours: Mon - Fri - 8:00 AM - 3:30 PM.**

**Marshalling Yard hours: Exhibitor Move-In and Move-Out  
between the hours of: 6:00 AM - 2:30 PM.**

**\* Please Note: Times will vary on the Show Open and Show  
Close days.**

**\* Please see the Quick Facts for specific show Move-In and  
Move-Out dates and Driver Check-In Deadlines.**

**10088 General Dr.  
Orlando, FL 32824  
(407) 816-7900**



# FREEMAN

1601 Boice Pond Road  
Orlando, Florida 32837  
(407) 816-7900 • Fax: (469) 621-5605  
FreemanOrlandoES@freeman.com

## Directions to the Freeman's Marshalling Yard and Warehouse

### From Interstate 95

Exit onto Interstate 4, westbound. Take exit # 72, State Road 528, the Beeline Expressway, eastbound. Take exit # 4, Consulate Drive and turn right at the bottom of the ramp. At the traffic light turn right. This is Orange Blossom Trail, southbound. Turn left at the first traffic light, Taft-Vineland Road. Go over the bridge and turn right on the first street on the right, General Drive. The Marshalling Yard is the second driveway on the right.

### From the Florida Turnpike

Exit off of the turnpike at exit # 254, Orange Blossom Trail / State Road 441, 17-92. Exit using the south ramp. You will now be on Orange Blossom Trail / State Road 441, 17-92 southbound. Go to the second traffic light and turn left onto Taft-Vineland Road. Go over the bridge and turn right on the first street on the right, General Drive. The Marshalling Yard is the second driveway on the right.

### From Tampa

Exit off of Interstate 4 at exit # 72, State Road 528, the Beeline Expressway, eastbound. Take exit # 4, Consulate Drive and turn right at the bottom of the ramp. At the traffic light turn right. This is Orange Blossom Trail, southbound. Turn left at the first traffic light, Taft-Vineland Road. Go over the bridge and turn right on the first street on the right, General Drive. The Marshalling Yard is the second driveway on the right.

### Freeman Advance Warehouse / Show Site Marshalling Yard Address

10088 General Drive  
Orlando, FL 32824

### Hours of Operation:

Advance Warehouse Hours: Monday - Friday 8:00 AM - 3:30 PM

Marshalling Yard Hours: Exhibitor Move-In and Move-Out  
between the hours of 6:00 AM - 2:30 PM

- \* Please Note: Times will vary on the Show Open and Show Close days.
- \* Please see the Quick Facts for specific show Move-In and Move-out dates and Driver Check-In Deadlines.

**All Drivers need certified weight tickets and bill of lading to check - in at the marshalling yard or advance warehouse.**

**Certified weight tickets can be obtained at:**

**Acme Truck Stop**  
**9565 S. Orange Blossom Trail**  
**Orlando, FL 32837**  
**(407) 240-4669**

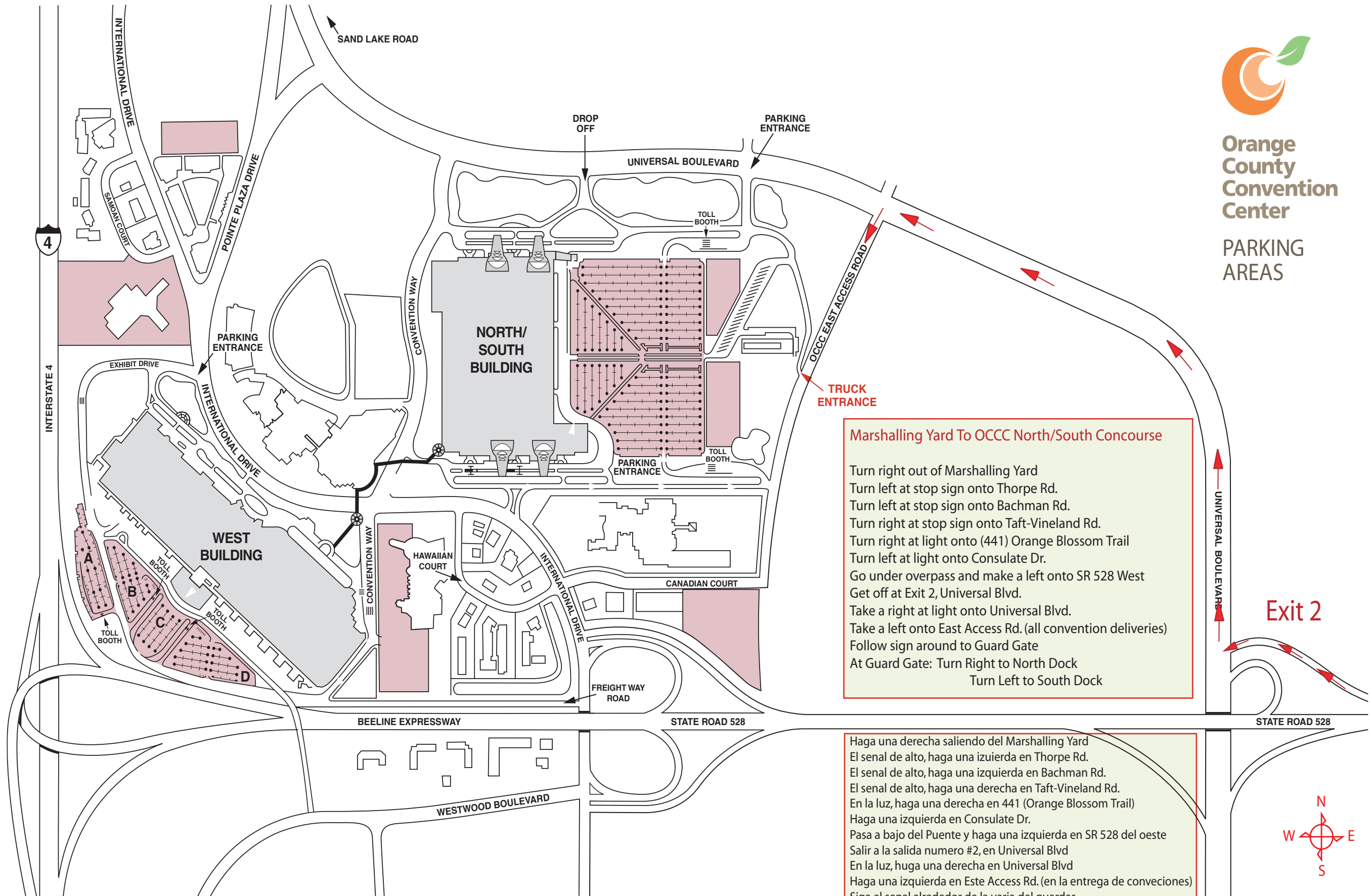
### Truck Stop Hours of Operation:

Monday - Friday - 6:00 AM - 11:00 PM  
Saturday - Sunday - 8:00 AM - 11:00 PM



Orange  
County  
Convention  
Center

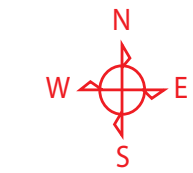
PARKING  
AREAS



**Marshalling Yard To OCCC North/South Concourse**

Turn right out of Marshalling Yard  
 Turn left at stop sign onto Thorpe Rd.  
 Turn left at stop sign onto Bachman Rd.  
 Turn right at stop sign onto Taft-Vineland Rd.  
 Turn right at light onto (441) Orange Blossom Trail  
 Turn left at light onto Consulate Dr.  
 Go under overpass and make a left onto SR 528 West  
 Get off at Exit 2, Universal Blvd.  
 Take a right at light onto Universal Blvd.  
 Take a left onto East Access Rd. (all convention deliveries)  
 Follow sign around to Guard Gate  
 At Guard Gate: Turn Right to North Dock  
 Turn Left to South Dock

Haga una derecha saliendo del Marshalling Yard  
 El senal de alto, haga una izquierda en Thorpe Rd.  
 El senal de alto, haga una izquierda en Bachman Rd.  
 El senal de alto, haga una derecha en Taft-Vineland Rd.  
 En la luz, haga una derecha en 441 (Orange Blossom Trail)  
 Haga una izquierda en Consulate Dr.  
 Pasa a bajo del Puente y haga una izquierda en SR 528 del oeste  
 Salir a la salida numero #2, en Universal Blvd  
 En la luz, haga una derecha en Universal Blvd  
 Haga una izquierda en Este Access Rd. (en la entrega de convecciones)  
 Siga el senal alrededor de la verja del guardar  
 Cuando llege a la verja del guardar, haga una derecha en  
 Dock del Norte y despues una izquierda en Dock del sur



# FREEMAN

1601 Boice Pond Rd  
Orlando, FL 32837  
(407) 816-7900 Fax: (469) 621-5605  
FreemanOrlandoES@freeman.com

## INBOUND SHIPMENTS

---

ALL FREIGHT MUST BE ACCOMPANIED  
BY A CERTIFIED SCALE TICKET

---

---

**ALL DRIVERS MUST PROVIDE THE FOLLOWING INFORMATION  
ON THEIR BILLS OF LADING:**

1. BOOTH NUMBER
2. EXHIBITOR'S NAME
3. SHIPPER'S NAME
4. PIECE SUMMARY
5. ACTUAL HEAVY & LIGHT WEIGHT CERTIFIED SCALE TICKETS
6. NET, GROSS AND TARE WEIGHT

**PIECE SUMMARIES MUST BE BROKEN INTO THE FOLLOWING  
CATEGORIES:**

1. CRATES ..... (WOODEN BOXES)
2. CARTONS..... (CARDBOARD BOXES)
3. CARPETS..... (RUGS AND PADS)
4. SKIDS..... (PALLETS)
5. BUNDLES
6. MACHINES
7. MISCELLANEOUS ..... (LOOSE OR UNPACKED ITEMS)

**ALL BILLS MUST CONTAIN THIS INFORMATION  
BEFORE THE FREIGHT CLERK CAN ACCEPT THEM**

WE REQUIRE TWO COPIES OF YOUR BILLS OF LADING

IF YOU CANNOT PROVIDE ANY OF THE REQUESTED  
INFORMATION, PLEASE CONTACT YOUR DISPATCH  
OR CHECK YOUR FREIGHT CLERK

INBOUND driver check-in requirements

# FREEMAN

1601 Boice Pond Rd  
Orlando, FL 32837  
(407) 816-7900 Fax: (469) 621-5605  
FreemanOrlandoES@freeman.com

## OUTBOUND SHIPMENTS

---

### ALL DRIVERS MUST PROVIDE THE FOLLOWING INFORMATION TO PICK UP FREIGHT FROM A SHOW:

1. BOOTH NUMBER
2. EXHIBITOR'S NAME
3. DESTINATION OF THE FREIGHT (CITY AND STATE)
4. CARRIER'S NAME (OR BROKER'S NAME)
5. AREA WHERE VEHICLE IS PARKED

THERE MAY BE A WAITING PERIOD BEFORE THE  
FREIGHT IS READY TO BE PICKED UP  
PLEASE WAIT IN THE MARSHALLING YARD UNTIL YOU  
ARE DISPATCHED FROM THE FREIGHT CLERK

IF YOU DO NOT HAVE ANY OF THE REQUESTED  
INFORMATION PLEASE CONTACT YOUR DISPATCH  
FOR ASSISTANCE

OUTBOUND driver check-in requirements