



**MINIATURE GOLF
New Challenges under the 2010 ADA Standard
August 2011**

INTRODUCTION

This white paper was prepared by the International Association of Amusement Parks and Attractions (IAAPA) as a benefit to its members regarding the application of the Americans with Disabilities Act (ADA) Accessibility Standards to miniature golf.

It is not intended as legal advice. IAAPA staff is available for additional clarification of materials covered in this document, and members should consult attorneys for any legal advice.

Furthermore, IAAPA realizes that the recent recreational facility rules raise questions, and that the interpretations of the rules are still evolving. IAAPA staff is in regular contact with U.S. Access Board and Department of Justice staff. As we get more information and answers to the industry's questions, we will update this white paper. If you have a question you would like us to submit to either the Access Board of the Department of Justice, email us at gr@iaapa.org.

BACKGROUND

IAAPA members and management have participated in the process of developing the accessibility guidelines that apply to access to amusement facilities in the United States for more than 20 years. Many of the industry's goals and objectives for new design and construction guidelines were accomplished during this lengthy process.

The ADA requires a public accommodation or commercial facility to provide its goods, services, facilities, privileges, advantages or accommodations in an accessible manner, as set forth in the ADA. A public accommodation or commercial facility is and has been potentially liable for discrimination claims for intentional and unintentional violation of any of these basic requirements since the enactment of the ADA in 1990.

The 2010 ADA Standard issued by the U.S. Department of Justice (DOJ) incorporates accessibility standards for new construction, addition and alterations of sites, buildings and facilities. **Effective on March 15, 2012**, the 2010 ADA Standard includes new design requirements and applies to new or altered miniature golf courses, as well as many other recreation facilities and equipment. Additionally, the 2010 ADA Standard revises some accessibility requirements for parking lots, accessible routes on sites, entries, and toilet facilities.

After this initial discussion, this document will only address accessibility requirements for miniature golf courses themselves, not parking lots, entries, transaction counters and toilet facilities. If these non-course elements of existing miniature golf facilities are in compliance with the 1991 requirements, they are within the Safe Harbor provided in the 2010 rules. But it must be kept in mind that barrier removal in these areas is an ongoing requirement. What was not "readily achievable" in 1991 may be so today or tomorrow. However, if these non-course elements were constructed after January 26, 1993 and did not meet the 1991 Standard, these elements must be brought up to either the 1991 Standard or the 2010 Standard. After March 15, 2012, the 2010 Standard must be used.

The Department of Justice has issued a document entitled, **ADA UPDATE: A PRIMER FOR SMALL BUSINESS**, which is attached to this document. Please review this primer carefully for guidance on issues affecting all small businesses. You are encouraged to use the 2010 ADA Standard at this time, since the miniature golf provisions are included in that standard, not the 1991 Standard. After March 15, 2012, newly constructed and altered facilities must comply with the 2010 Standard. Also, any changes made after March 15, 2012 to correct something that could have been brought into compliance with the 1991 standard before that date must be brought into compliance with the 2010 Standard.

This document will now address requirements for existing miniature golf courses. It will then outline requirements for new miniature golf courses that also apply to modifications of existing courses. There are also three appendices. The first covers possible legal actions that may be brought alleging violations; the second contains guidance issued by DOJ that addresses changes to the Standards, the reasoning behind those changes, and responses to public comments received on these topics; and the third contains guidance from the U.S. Architectural and Barriers Compliance Board (U.S. Access Board).

PART 1: EXISTING MINIATURE GOLF COURSES

“READILY ACHIEVABLE” BARRIER REMOVAL

The material in this section applies only to miniature golf courses that were built under permits granted before March 15, 2012.

The ADA requires businesses to remove architectural barriers in existing facilities when it is "readily achievable" to do so. Readily achievable means "easily accomplishable without much difficulty or expense." This requirement is based on the size and resources of a business. So, businesses with more resources are expected to remove more barriers at a faster pace than businesses with fewer resources.

Businesses should not wait until March 15, 2012 to identify existing barriers, but should begin now to evaluate their facilities and develop priorities for removing barriers. Businesses are also encouraged to consult with people with disabilities in their communities to identify barriers and establish priorities for removing them. A thorough evaluation and barrier removal plan, developed in consultation with the disability community, can save time and resources.

There is no easy measure of what is “readily achievable.” The “readily achievable” requirement is an assessment of both opportunities and constraints. The barrier removal assessment is based on an element-by-element analysis. The entire miniature golf course and each hole must be analyzed to determine if removal of architectural barriers is readily achievable. The analysis is balanced with an economic assessment – determining the cost and level of effort required to conduct the barrier removal efforts.

The first steps that an owner of an existing course must take, if he or she has not done so already, is to survey the accessibility of the course and develop a response plan to remove barriers on the course.

An assessment of the existing facility may require the services of a landscape architect or civil engineer. The analysis would need to examine which holes can or cannot be brought into compliance with the 2010 Standard and whether 50 percent of the existing holes are or could be brought into compliance. In order to determine the feasibility or technical infeasibility of modifying an existing course, the analysis would need to consider existing site and topographical constraints. A summary of the 2010 Standard’s requirements for miniature golf courses is provided in more detail in the section on new construction, below.

The Department of Justice provides the following guidance regarding barrier removal:

How does a public accommodation determine when barrier removal is readily achievable? Determining if barrier removal is readily achievable is necessarily a case-by-case judgment. Factors to consider include:

- 1.** The nature and cost of the action;
- 2.** The overall financial resources of the site or sites involved; the number of persons employed at the site; the effect on expenses and resources; legitimate safety requirements necessary for safe operation, including crime prevention measures; or any other impact of the action on the operation of the site;
- 3.** The geographic separateness and the administrative or fiscal relationship of the site or sites in question to any parent corporation or entity;

4. If applicable, the overall financial resources of any parent corporation or entity; the overall size of the parent corporation or entity with respect to the number of its employees; the number, type, and location of its facilities; and
5. If applicable, the type of operation or operations of any parent corporation or entity, including the composition, structure, and functions of the workforce of the parent corporation or entity.

If the public accommodation is a facility that is owned or operated by a parent entity that conducts operations at many different sites, the public accommodation must consider the resources of both the local facility and the parent entity to determine if removal of a particular barrier is 'readily achievable.' The administrative and fiscal relationship between the local facility and the parent entity must also be considered in evaluating what resources are available for any particular act of barrier removal.

Where a facility can demonstrate that barrier removal is not readily achievable, the facility shall not fail to make its goods, services, facilities, privileges, advantages, or accommodations available through alternative methods, if those methods are readily achievable. Examples of alternate methods could include such things as construction of additional course holes, modification of partial sections of the course, or provision of telescoping golf clubs to provide additional reach range to areas of play.

Barrier removal alterations should comply with the 2010 ADA Accessibility Standard. Barrier removal in existing facilities does not, however, trigger the accessible path of travel requirement. Deviations from the accessibility standard are acceptable when it is "technically infeasible" or when full compliance with those requirements is not readily achievable. In such cases, barrier removal measures may be taken that do not fully comply with the standards, so long as the measures do not pose a significant risk to the health or safety of individuals with disabilities or others.

Continuing obligation.

The obligation to engage in readily achievable barrier removal is a continuing one. Over time, barrier removal that initially was not readily achievable may later be required because of changed circumstances.

Obligation is continuing, but not unlimited. The obligation to remove barriers will never exceed the level of access required under the alterations standard (or the new construction standard if the accessibility standard does not provide specific standards for alterations).

Priorities for barrier removal.

The Department's regulation recommends priorities for removing barriers in existing facilities. Because the resources available for barrier removal may not be adequate to remove all existing barriers at any given time, the regulation suggests a way to determine which barriers should be mitigated or eliminated first. The purpose of these priorities is to facilitate long-term business planning and to maximize the degree of effective access that will result from any given level of expenditure. These priorities are not mandatory. Public accommodations are free to exercise discretion in determining the most effective "mix" of barrier removal measures to undertake in their facilities.

1. The regulation suggests that a public accommodation's first priority should be to enable individuals with disabilities to physically enter its facility. This priority on "getting through the door" recognizes that providing physical access to a facility from public sidewalks, public transportation, or parking is generally preferable to any alternative arrangements in terms of both business efficiency and the dignity of individuals with disabilities.
2. The next priority is for measures that provide access to those areas of a place of public accommodation where goods and services are made available to the public. For example, in a hardware store, to the extent that it is readily achievable to do so, individuals with disabilities should be given access not only to assistance at the front desk, but also access, like that available to other customers, to the retail display areas of the store.
3. The third priority should be providing access to restrooms, if restrooms are provided for use by customers or clients.
4. The fourth priority is to remove any remaining barriers to using the public accommodation's facility by, for example, lowering telephones.

How can a public accommodation decide what needs to be done? One effective approach is to conduct a "self-evaluation" of the facility to identify existing barriers. The Department's regulation does not require public accommodations to conduct a self-evaluation. However, public accommodations are urged to establish procedures for an ongoing assessment of their compliance with the ADA's barrier removal requirements. This process should include consultation with individuals with disabilities or organizations representing them. A serious effort at self-assessment and consultation can diminish the threat of litigation and save resources by identifying the most efficient means of providing required access.

If a public accommodation determines that its facilities have barriers that should be removed, but it is not readily achievable to undertake all of the modifications now, what should it do? The Department recommends that a public accommodation develop an implementation plan designed to achieve compliance with the ADA's barrier removal requirements. Such a plan, if appropriately designed and diligently executed, could serve as evidence of a good faith effort to comply with the ADA's barrier removal requirements.

In developing an implementation plan for readily achievable barrier removal, a public accommodation should consult with local organizations representing persons with disabilities to solicit their suggestions for cost-effective means of making individual places of public accommodation accessible. These organizations may provide useful guidance to public accommodations in identifying the most significant barriers to remove, and the most efficient means of removing them.

Alternatives to barrier removal

General. When a public accommodation can demonstrate that the removal of barriers is not readily achievable, the public accommodation must make its goods and services available through alternative methods, if such methods are readily achievable.

PART 2: NEW MINIATURE GOLF COURSES

The material in this section applies to miniature golf courses that were permitted or built on or after March 15, 2012.

Effective March 15, 2012 for newly constructed miniature golf courses, the 2010 ADA Standard requires that 50% of the holes on a course be designed and constructed to meet the accessibility requirements. The course shall provide an accessible route from the last accessible hole to the course entrance or exit without requiring travel through any other holes on the course. One break in the sequence of consecutive hole is permitted and the last hole on the course must be the last in sequence.

The technical standards require an accessible route into the start of play. All areas within the hole where golf balls come to rest shall be within 36" reach range from a wheelchair space at rest. An accessible route may be provided either inside or outside of the area of play. One-inch curbs are permitted where the accessible route and area of play intersect. The technical standards provide specific variation from other requirements for ramps, landings and surface material within the field of play.

The provisions of the 2010 Standard that apply to miniature golf courses are as follows:

206.2.16 Miniature Golf Facilities. Holes required to comply with 239.2, including the start of play, shall be on an accessible route. Accessible routes serving miniature golf facilities shall comply with Chapter 4 except as modified by 1007.2.

239 Miniature Golf Facilities

239.1 General. Miniature golf facilities shall comply with 239.

239.2 Minimum Number. At least 50 percent of holes on miniature golf courses shall comply with 1007.3.

Advisory 239.2 Minimum Number. Where possible, providing access to all holes on a miniature golf course is recommended. If a course is designed with the minimum 50 percent accessible holes, designers or operators are encouraged to select holes which provide for an equivalent experience to the maximum extent possible.

239.3 Miniature Golf Course Configuration. Miniature golf courses shall be configured so that the holes complying with 1007.3 are consecutive. Miniature golf courses shall provide an accessible route from the last hole complying with 1007.3 to the course entrance or exit without requiring travel through any other holes on the course.

EXCEPTION: One break in the sequence of consecutive holes shall be permitted provided that the last hole on the miniature golf course is the last hole in the sequence.

Advisory 239.3 Miniature Golf Course Configuration. Where only the minimum 50 percent of the holes are accessible, an accessible route from the last accessible hole to the course exit or entrance must not require travel back through other holes. In some cases, this may require an additional accessible route. Other options include increasing the number of accessible holes in a way that limits the distance needed to connect the last accessible hole with the course exit or entrance.

1007 Miniature Golf Facilities

1007.1 General. Miniature golf facilities shall comply with 1007.

1007.2 Accessible Routes. Accessible routes serving holes on miniature golf courses shall comply with Chapter 4. Accessible routes located on playing surfaces of miniature golf holes shall be permitted to use the exceptions in 1007.2.

EXCEPTIONS:

1. Playing surfaces shall not be required to comply with 302.2.
2. Where accessible routes intersect playing surfaces of holes, a 1 inch (25 mm) maximum curb shall be permitted for a width of 32 inches (815 mm) minimum.
3. A slope not steeper than 1:4 for a 4 inch (100 mm) maximum rise shall be permitted.
4. Ramp landing slopes specified by 405.7.1 shall be permitted to be 1:20 maximum.
5. Ramp landing length specified by 405.7.3 shall be permitted to be 48 inches (1220 mm) long minimum.
6. Ramp landing size specified by 405.7.4 shall be permitted to be 48 inches (1220 mm) minimum by 60 inches (1525 mm) minimum.
7. Handrails shall not be required on holes. Where handrails are provided on holes, the handrails shall not be required to comply with 505.

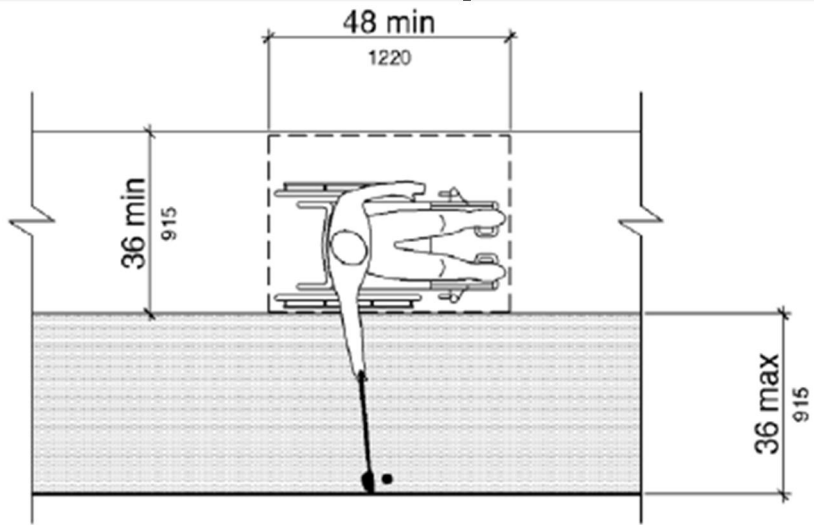
1007.3 Miniature Golf Holes. Miniature golf holes shall comply with 1007.3.

1007.3.1 Start of Play. A clear floor or ground space 48 inches (1220 mm) minimum by 60 inches (1525 mm) minimum with slopes not steeper than 1:48 shall be provided at the start of play.

1007.3.2 Golf Club Reach Range Area. All areas within holes where golf balls rest shall be within 36 inches (915 mm) maximum of a clear floor or ground space 36 inches (915 mm) wide minimum and 48 inches (1220 mm) long minimum having a running slope not steeper than 1:20. The clear floor or ground space shall be served by an accessible route.

Advisory 1007.3.2 Golf Club Reach Range Area. The golf club reach range applies to all holes required to be accessible. This includes accessible routes provided adjacent to or, where provided, on the playing surface of the hole.

Figure 1007.3.2 Golf Club Reach Range Area:



Note: Running Slope of Clear Floor or Ground Space Not Steeper Than 1:20

Part 3: ALTERED MINIATURE GOLF COURSES

The material in this section applies to miniature golf courses that undergo alterations for reasons other than improving accessibility on or after March 15, 2012. For alterations for the sole purpose of barrier removal, please see Part 1: Existing Miniature Golf Courses.

This section applies to alterations that an owner of an existing course decides to make for reasons other than improving accessibility. For a miniature golf course undergoing alteration after March 15, 2012, an operator is required to apply the 2010 Standard to the altered part of the course.

Any alteration of the course or course elements within the scope of the planned alteration should follow the provisions set forth in the 2010 Standard. (For an explanation of the 2010 Standard provisions for miniature golf courses, please see Part II: New Miniature Golf Courses).

An analysis of the course should be done prior to alteration to determine whether it could be brought into compliance with the 2010 Standard. Then when a hole or series of holes is altered, the alterations should be done in accordance with the plan so that when other alterations occur, they could lead eventually to the course being brought into compliance with the 2010 Standard.

Fundamental Exceptions

A fundamental exception that could prevent a course from ever meeting the 2010 ADA Standard's requirements for alteration is that it is "technically infeasible". The analysis should evaluate whether an action would fundamentally alter the nature of the good or service being provided: i.e. eliminate course holes or features; or whether such actions would otherwise be determined to be "technically infeasible".

When engaged in an alteration of an existing miniature golf course, compliance with the technical provisions may become "technical infeasible". Existing physical or site constraints prohibit modification or the addition of elements, spaces, or features that are in full and strict compliance with the minimum requirements.

Example: A hole is so close to an existing building that it is technically infeasible to make a 3-foot wide walkway along it.

Additional Expense for Path of Travel

When an element is altered, the operator must put aside 20 percent of the construction cost to apply to improving accessibility to the altered element.

Example: A miniature golf course owner is adding a water element to Hole 18, which is projected to cost \$1,000. The construction on Hole 18 must be in compliance with the 2010 Standard. Additionally, \$200 must be spent improving the path of travel to Hole 18, for a total construction cost of \$1,200.

PART 4: STEPS for SUCCESS

Being proactive is the best way to ensure ADA compliance. Evaluate access at your facility, train your staff on the ADA's requirements, think about the ADA when planning an alteration or construction of a new facility, and, most importantly, use the free information resources available whenever you have a question.

Staff Training

A critical and often overlooked component of ensuring success is comprehensive and ongoing staff training. You may have established good policies, but if front line staff are not aware of them or do not know how to implement them, problems can arise. Businesses of all sizes should educate staff about the ADA's requirements. Staff needs to understand the requirements on modifying policies and practices, communicating with and assisting customers, and accepting calls placed through the relay system. Many local disability organizations, including Centers for Independent Living, conduct ADA trainings in their communities. The Department of Justice or the ADA National Network can provide local contact information for these organizations.

Tax Credit and Deduction

To assist small businesses to comply with the ADA, the Internal Revenue Service (IRS) Code includes a Disabled Access Credit (Section 44) for businesses with 30 or fewer full-time employees or with total revenues of \$1 million or less in the previous tax year. Eligible expenses may include the cost of undertaking barrier removal and alterations to improve accessibility, providing sign-language interpreters, or making material available in accessible formats such as Braille, audiotape, or large print.

Section 190 of the IRS Code provides a tax deduction for businesses of all sizes for costs incurred in removing architectural barriers in existing facilities or alterations. The maximum deduction is \$15,000 per year.

APPENDIX 1

POSSIBLE LEGAL ACTIONS ALLEGING VIOLATIONS

Private Suits. Any person who is being subjected to discrimination on the basis of disability in violation of the Act or this part or who has reasonable grounds for believing that such person is about to be subjected to discrimination may institute a civil action for preventive relief, including an application for a permanent or temporary injunction, restraining order, or other order. Upon timely application, the court may, in its discretion, permit the Attorney General to intervene in the civil action if the Attorney General certifies that the case is of general public importance. The court may appoint an attorney for such complainant and may authorize the commencement of the civil action without the payment of fees, costs, or security. In the case of violations, injunctive relief can include an order to alter facilities to make such facilities readily accessible to and usable by individuals with disabilities to the extent required by the ADA. Where appropriate, injunctive relief may include requirements to: provide auxiliary aids or services; modification of a policy; or provision of alternative methods for accommodations required by the ADA.

Many states have similar civil rights provisions, injunctive relief and permit punitive damages.

Suit by the Attorney General, Office of the Department of Justice (DOJ). The Attorney General may commence a civil action in any appropriate United States district court if it has reasonable cause to believe that any person or group of persons is engaged in a pattern or practice of discrimination in violation of the ADA and the discrimination raises an issue of general public importance. Through lawsuits and settlement agreements, DOJ has strived to enforce the provisions of the ADA in hundreds of cases with the aim to achieve greater access for individuals with disabilities. In civil actions and through settlements, the courts have:

- Granted temporary, preliminary, or permanent relief;
- Provided an auxiliary aid or service, modification of policy, practice, or procedure, or alternative method; and
- Required that facilities be Made readily accessible to and usable by individuals with disabilities;
- Awarded other relief including monetary damages to persons aggrieved, assessed a civil penalty against the entity.

APPENDIX 2

U.S. DEPARTMENT OF JUSTICE GUIDANCE on the 2010 ADA STANDARDS FOR ACCESSIBLE DESIGN

When it published the 2010 ADA Standards, the U.S. Department of Justice also issued guidance that addresses changes to the Standards, the reasoning behind those changes, and responses to public comments received on these topics. Guidance regarding standards on miniature golf courses follows.

239 and 1007 Miniature Golf Facilities

Accessible Route to Miniature Golf Course Holes. Sections 206.2.16, 239.3, and 1007.2 of the 2010 Standards require an accessible route to connect accessible miniature golf course holes and the last accessible hole on the course directly to the course entrance or exit. Accessible holes are required to be consecutive with an exception permitting one break in the sequence of consecutive holes provided that the last hole on the miniature golf course is the last hole in the sequence.

Many commenters supported expanding the exception from one to multiple breaks in the sequence of accessible holes. One commenter noted that permitting accessible holes with breaks in the sequence would enable customers with disabilities to enjoy the landscaping, water and theme elements of the miniature golf course. Another commenter wrote in favor of allowing multiple breaks in accessible holes with a connecting accessible route.

Other commenters objected to allowing multiple breaks in the sequence of miniature golf holes. Commenters opposed to this change argued that allowing any breaks in the sequence of accessible holes at a miniature golf course would disrupt the flow of play for persons with disabilities and create a less socially integrated experience. A commenter noted that multiple breaks in sequence would not necessarily guarantee the provision of access to holes that are most representative of those with landscaping, water elements, or a fantasy-like experience.

The Department has decided to retain the exception without change. Comments did not provide a sufficient basis on which to conclude that allowing multiple breaks in the sequence of accessible holes would necessarily increase integration of accessible holes with unique features of miniature golf courses. Some designs of accessible holes with multiple breaks in the sequence might provide equivalent facilitation where persons with disabilities gain access to landscaping, water or theme elements not otherwise represented in a consecutive configuration of accessible holes. A factor that might contribute to equivalent facilitation would be an accessible route designed to bring persons with disabilities to a unique feature, such as a waterfall, that would otherwise not be served by an accessible route connecting consecutive accessible holes.

Specified exceptions are permitted for accessible route requirements when located on the playing surfaces near holes.

Accessible Miniature Golf Course Holes. Sections 239.2 and 1007.3 of the 2010 Standards require at least fifty percent (50%) of golf holes on miniature golf courses to be accessible, including providing a clear floor or ground space that is 48 inches minimum by 60 inches minimum with slopes not steeper than 1:48 at the start of play.

APPENDIX 3

UNITED STATES ACCESS BOARD SUMMARY of ACCESSIBILITY GUIDELINES for MINIATURE GOLF COURSES

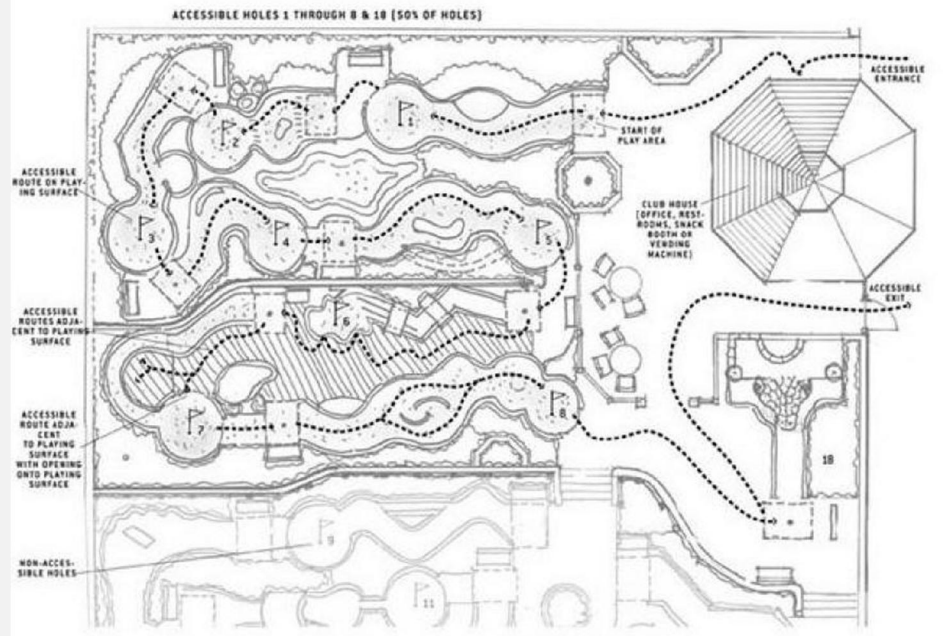
"Whenever any barrier stands between you and the full rights and dignity of citizenship, we must work to remove it, in the name of simple decency and justice. The promise of the ADA...has enabled people with disabilities to enjoy much greater access to a wide range of affordable travel, recreational opportunities and life-enriching services."

*President George W. Bush
New Freedom Initiative, February 1, 2001*



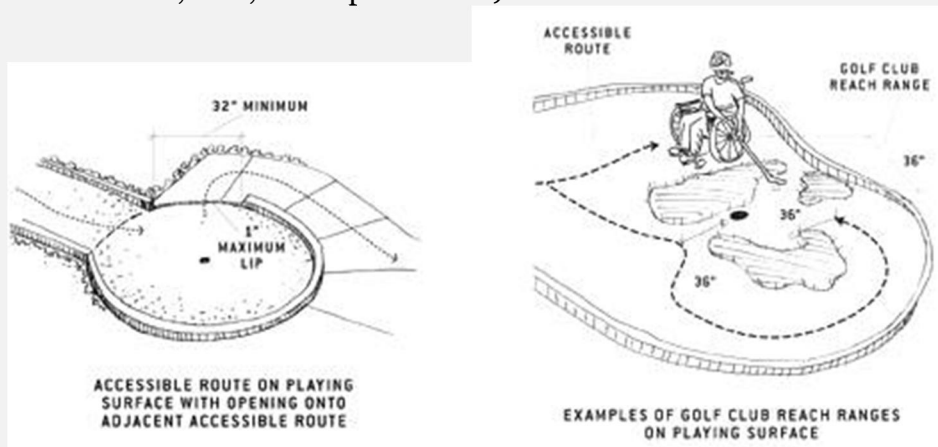
The recreation facility guidelines described in this guide focus on newly designed or newly constructed and altered miniature golf courses, adventure-style courses, and other putting courses. Other provisions contained in ADAAG address elements commonly found at a miniature golf course facility, such as accessible vehicle parking spaces, exterior accessible routes, and toilet and bathing facilities. ADAAG addresses only the built environment (structures and grounds). The guidelines do not address operational issues. Questions regarding operational issues should be directed to the Department of Justice, 1-800-514-0301 or 1-800-514-0383 (TTY).

Accessible Holes. At least 50 percent of the holes on a miniature golf course must be accessible—if possible, operators should make all holes accessible. Accessible holes must be consecutive, to offer a more socially integrated experience. If only the minimum number of holes are accessible, it is recommended that designers select holes that will offer golfers who use wheelchairs or other mobility devices a playing experience that is as equivalent as possible to the experience of golfers without disabilities. An exception permits courses to have one break in the sequence of accessible holes, if the last hole in the sequence is the last hole on the course. The route in which a golfer with a disability must travel may not require travel back through any holes, even if the route is adjacent to the hole and not on the hole itself.



Accessible Routes. Accessible routes are continuous, unobstructed paths connecting all accessible elements and spaces of a building or facility. The accessible route must comply with ADAAG provisions for the location, width (minimum of 36 inches), passing space, head room, surface, slope (maximum of 1:12 or 8.33%), changes in level, doors, egress, and areas of rescue assistance, unless otherwise modified by specific provisions outlined in this guide. The accessible route must connect the facility's entrance with the first accessible hole and with start of play area on each following accessible hole. The course must be configured to allow an easy exit from the last accessible hole to the facility exit or entrance. When not all holes are accessible, a player cannot be required to double back through holes to exit. Where possible, designers and operators are encouraged to make all holes accessible. An accessible route connecting accessible holes may be on the hole-playing surface or adjacent to it.

Accessible Routes on the Playing Surface. The surface of the accessible route must be stable, firm and slip resistant. (Where carpets are used on the playing surface, they are not required to comply with the requirements in ADAAG for accessible carpets; however, they are still required to be stable, firm, and slip resistant.)



There is usually a curb around a hole to keep the ball within the area. When the accessible route is provided on the course, a 1-inch high maximum curb is permitted for an opening of 32 inches minimum where the accessible route extends outside the hole. This opening will permit passage of wheelchairs, while containing the ball within the hole. Designers should consider locating this opening in an area where the ball is not likely to roll.

The accessible route on a playing surface must be within 36 inches (the golf club reach range) of any area where the ball comes to rest.

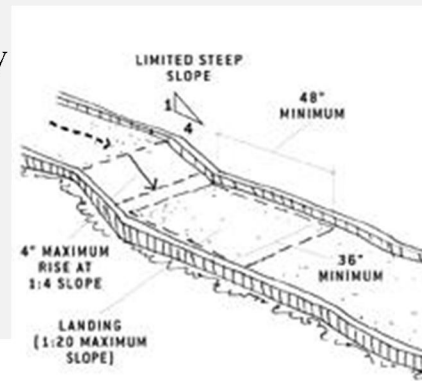
Landings must be 48 inches long. Where ramps change direction, the landing size must be a minimum of 48 inches by 60 inches. The orientation of the length and the width have not been specified for added flexibility in design. Slopes on landings must be no more than 1:20 (5%).

If the accessible route is on the playing surface, handrails are not required. The accessible route may include a maximum slope of 1:4 (25%) for a maximum 4-inch rise. These steeper slopes or ramps are permitted for limited distances.

Accessible Routes Adjacent to the Playing Surface

If the accessible route is adjacent to the playing surface, it must not be where golf balls rest. This to reach the ball and play accessible route should be as close to the level playing areas

The accessible route must comply with ADAAG. ADAAG address slope width (minimum of 36 inches), cross slope (maximum of 1:50 or 2%), handrails, and

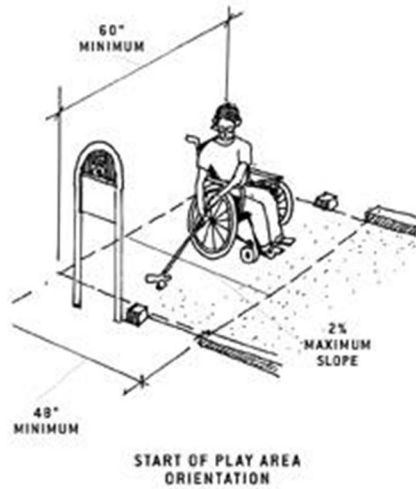


ACCESSIBLE ROUTE ON THE PLAYING SURFACE

exceed 36 inches from any area allows players to be close enough from outside the hole. The as close to the level playing areas

adjacent to the playing surface The accessible route provisions in (maximum of 1:12 or 8.33%), inches), cross slope (maximum of changes in level.

Start of Play Areas. The clear floor or ground space area at the start of play for each accessible hole must be 48 by 60 inches minimum to allow players to position themselves for the first shot. It must have a slope no steeper than 1:48 so that people using wheelchairs or mobility devices do not have to hit the ball while positioned on a sloped surface. The accessible route and the clear space can overlap.



More Information

Technical assistance on the guidelines for miniature golf courses is available from the Access Board at (800)-872-2253 (voice), (800)-993-2822 (TTY) or ta@access-board.gov (e-mail). *This information has been developed and reviewed in accordance with the Access Board's [information quality guidelines](#).*