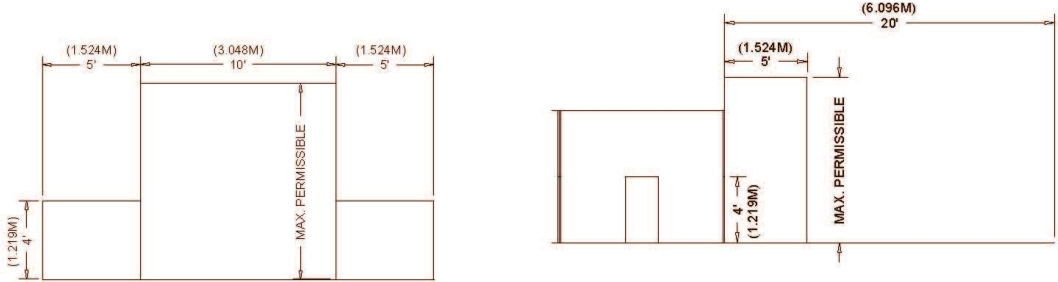


# BOOTH DISPLAY SPECIFICATIONS

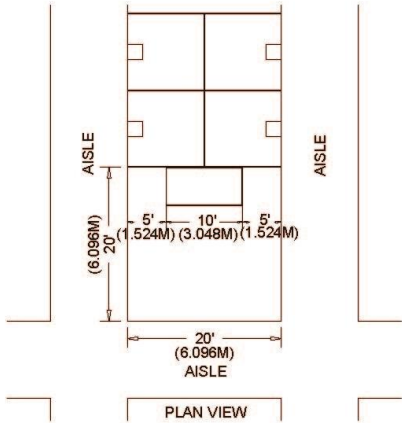
## Peninsula Booth

A Peninsula Booth is exposed to aisles on 3 sides and composed of a minimum of 4 booths. A Peninsula Booth is 20'x20' (6.10m by 6.10m) or larger.

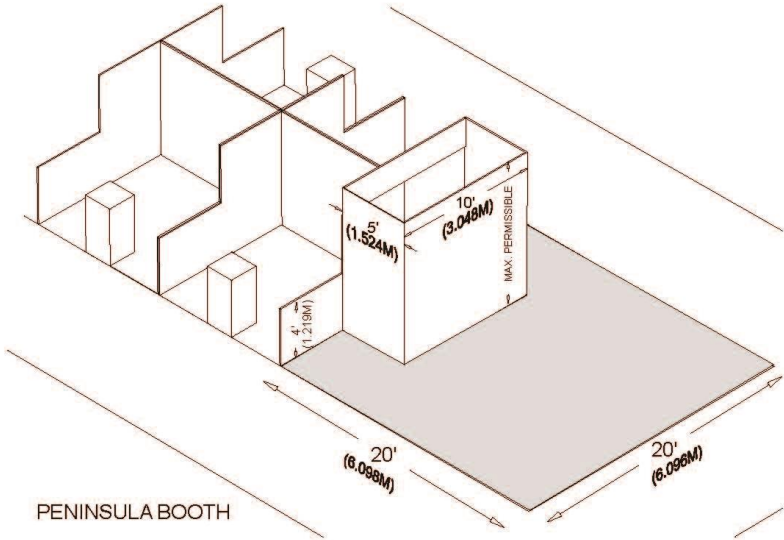
When a Peninsula Booth backs up to two Linear Booths, the back wall is restricted to 4ft (1.22m) high within 5ft (1.52m) of each aisle and from the back wall, permitting adequate line of sight for the adjoining Linear Booths. Sixteen feet (4.88m) is the maximum height allowance, including attached signage for the center portion of the back wall and the remaining area of the booth. Double-sided signs, logos, and graphics shall be set back 10ft (3.05m) from adjacent booths.



FRONT VIEW



PLAN VIEW



PENINSULA BOOTH