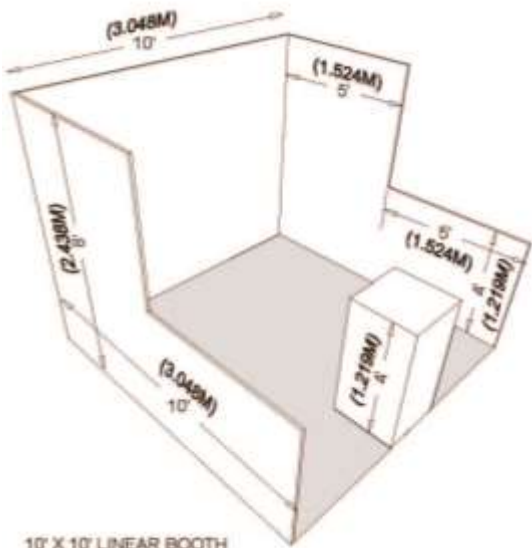


BOOTH DISPLAY SPECIFICATIONS

Linear or In-Line Booth

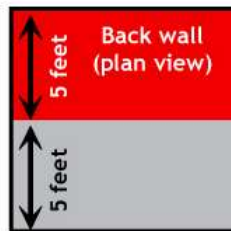
Linear Booths have one side exposed to an aisle and are generally arranged in a series along a straight line. Linear Booths are 10ft (3.05m) wide and 10ft (3.05m) deep, i.e. 10'x10'. The maximum back wall height limitation is 8ft (2.44m), except in the case of 10'x40' (400 square feet) and larger, which are permitted up to 12ft (3.66m) in the rear half of the booth space as long as the back side of any structure over 8ft (2.44m) is free of signage, graphics, and/or logos.

Display materials should not obstruct or block sight lines of neighboring exhibitors. The maximum height of 8ft (2.44m) is allowed only in the rear half of the booth space, with a 4ft (1.22m) height limit imposed on all materials in the remaining space forward to the aisle. (Note: When 3 or more Linear Booths are used in combination as a single exhibit space (10'x30'), the 4ft (1.22m) height limitation is applied only to that portion of exhibit space which is within 10ft (3.05m) of an adjoining booth.)



10' X 10' LINEAR BOOTH

10' X 10' or 10' X 20' BOOTHS



Aisle

10' X 30' and LARGER BOOTHS



Aisle

Aisle

Linear Booths

Aisle



Peninsula Booth

Aisle

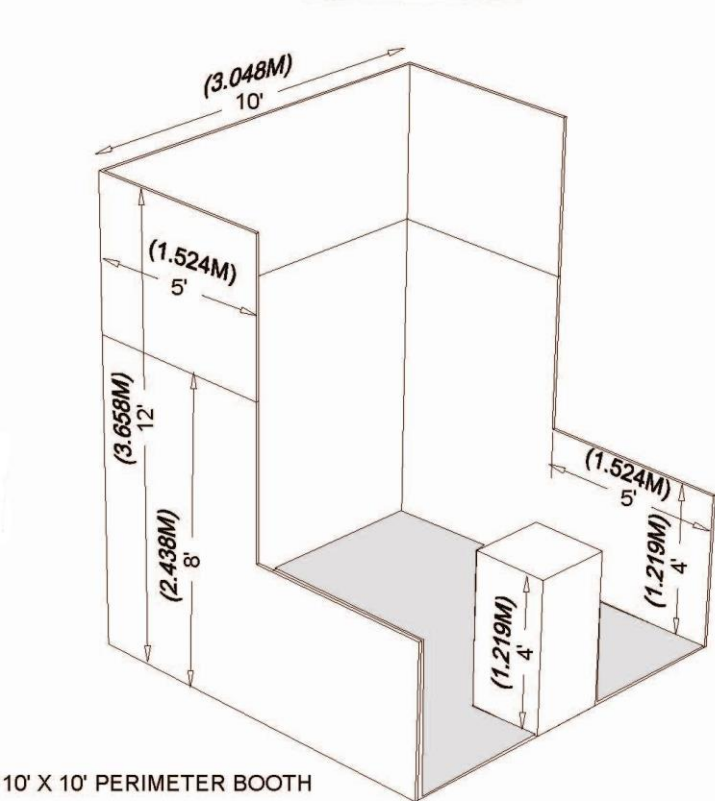
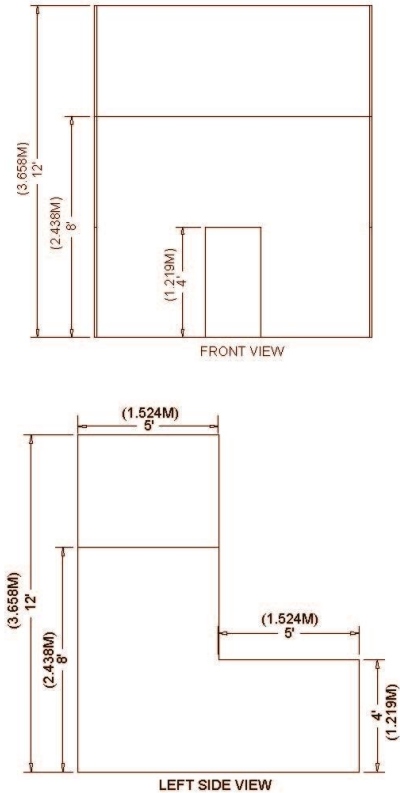
Aisle

BOOTH DISPLAY SPECIFICATIONS

Perimeter Booth

A Perimeter Booth is a Linear Booth that backs to a wall of the exhibit facility rather than to another exhibit. Perimeter booths have a 12ft (3.66m) maximum height limit.

Display materials should not obstruct or block sight lines of neighboring exhibitors. The maximum height of 12ft (3.66m) is allowed only in the rear half of the booth space, with a 4ft (1.22m) height limit imposed on all materials in the remaining space forward to the aisle. (Note: When 3 or more Linear Booths are used in combination as a single exhibit space (10'x30'), the 4ft (1.22) height limitation is applied only to that portion of exhibit space which is within 10ft (3.05m) of an adjoining booth.)



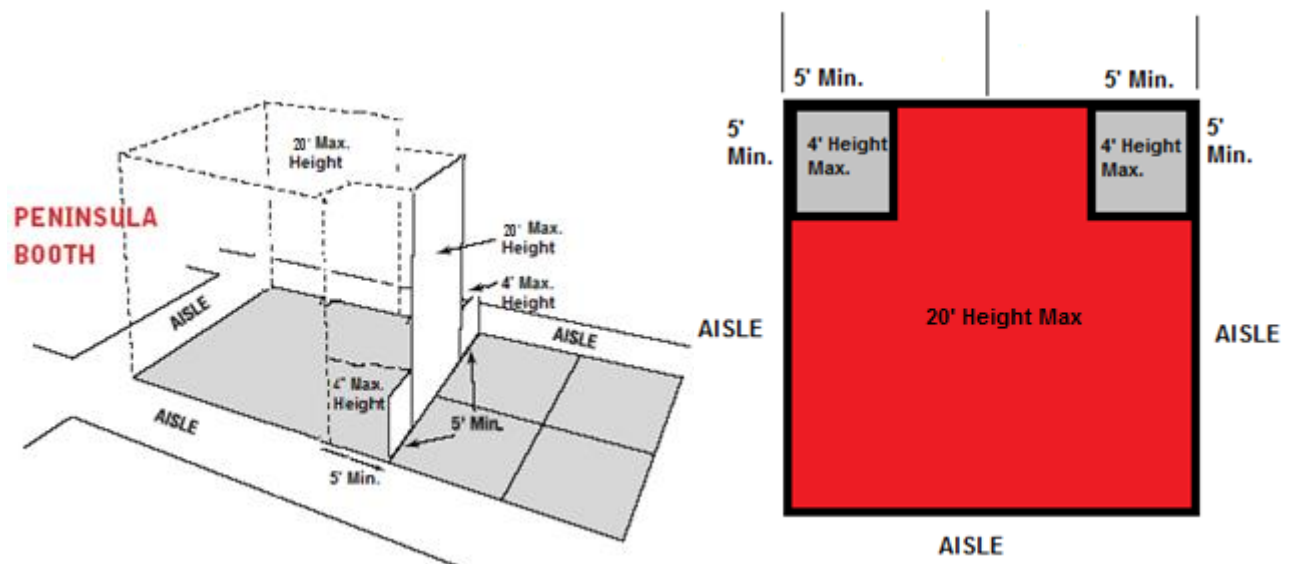
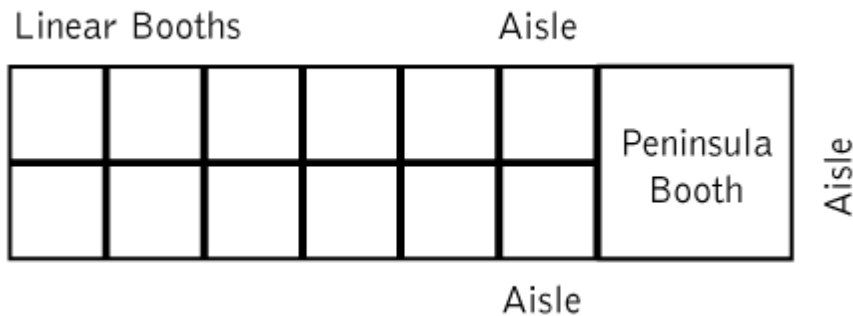
10' X 10' PERIMETER BOOTH

BOOTH DISPLAY SPECIFICATIONS

Peninsula Booth

A Peninsula Booth is exposed to aisles on 3 sides and composed of a minimum of 4 booths. A Peninsula Booth is 20'x20' (6.10m by 6.10m) or larger. The same principles apply regardless of booth size.

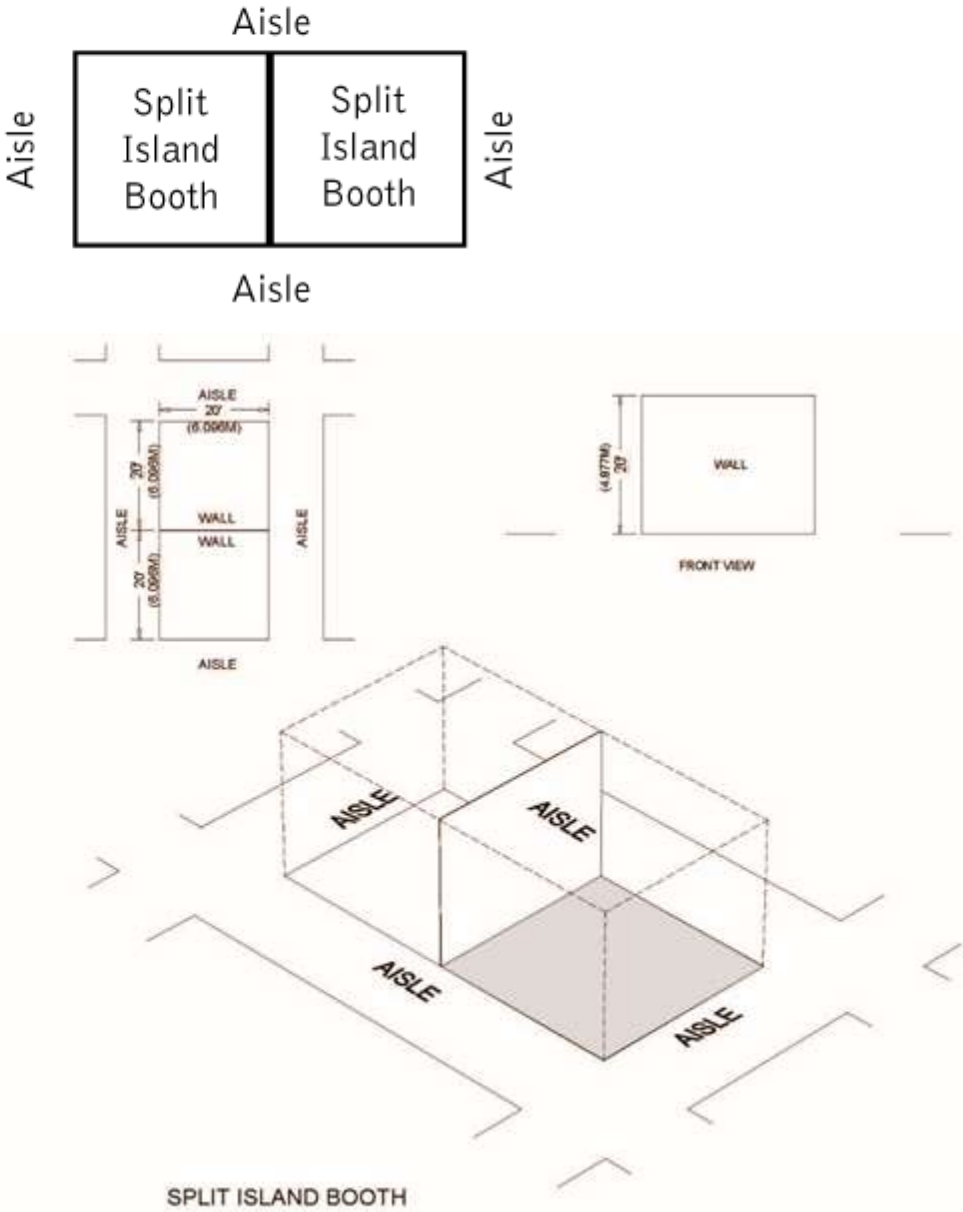
When a Peninsula Booth backs up to two Linear Booths, the back wall is restricted to 4ft (1.22m) high within 5ft (1.52m) of each aisle and from the back wall, permitting adequate line of sight for the adjoining Linear Booths. Twenty feet (6.10m) is the maximum height allowance, including attached signage for the center portion of the back wall and the remaining area of the booth. Double-sided signs, logos, and graphics shall be set back 10ft (3.05m) from adjacent booths.



BOOTH DISPLAY SPECIFICATIONS

Split Island Booth

A Split Island Booth is a Peninsula Booth which shares a common back wall with another Peninsula Booth. The entire cubic content of this booth may be used, up to the maximum allowable height, which is 20ft (6.10m), including attached signage, without any back wall line of sight restrictions. A Split Island booth is 20'x20' (6.10m by 6.10m) or larger. Double-sided signs, logos, and graphics shall be set back 10ft (3.05m) from adjacent booths.



BOOTH DISPLAY SPECIFICATIONS

Island Booth

An Island Booth is any booth exposed to aisles on all four sides. An Island Booth is 20'x20' (6.10m by 6.10m) or larger. The entire cubic content of the space can be used up to the maximum allowable height of 20ft (6.10m) including attached signage.

